

SANY

HYDRAULIC EXCAVATOR SY500H

Engine **CUMMINS QSB12**
Power **298 KW/2100 RPM**
Operating Weight **50100 KG**
Ground Pressure **84,5 KPA**



- RELIABLE FIRST-CLASS COMPONENTS
- LOWER FUEL CONSUMPTION
- SIMPLIFIED SERVICE

SPECIFICATIONS

ENGINE	
Model	Cummins QSB12
Displacement (L)	11.8
Engine power at rated engine speed (kW/rpm)	298/2100
Max. Torque (N · m/rpm)	2034/1400

SERVICE REFILL CAPACITIES (L)	
Fuel tank	680
Engine coolant	23.2
Engine oil	34
Swing drive	14
Final drive (each side)	15
Hydraulic oil tank	480

HYDRAULIC SYSTEM	
Typ	Positive control system
Number of selectable working modes	4
Main pump	
Typ	Variable-capacity piston pumps
Maximum flow (L/min)	2x 360
Hydraulic motors	
Travel	2*axial piston motor with parking brake
Swing	1*axial piston motor with swing holding brake
Relief valve setting	
Implement circuits (MPa)	34,3
Travel circuit (MPa)	34,3
Swing circuit (MPa)	26,9
Heavy lift circuit (MPa)	
Pilot circuit (MPa)	3,9
Hydraulic cylinders	
Boom cylinder diameter x stroke (mm)	165(115)x1590
Arm cylinder diameter x stroke (mm)	190(130)x1850
Bucket cylinder diameter x stroke (mm)	170(120)x1305











OPERATING WEIGHT	
Operating weight with standard bucket, fully serviced, +75 kg operator (ISO)	
Operating weight (kg)	50100
Ground Pressure (kPa)	84,5

DRIVE	
Travel Speed (Low/High) (km/h)	5,2/3,0
Maximum Travel Force (kN)	339
Gradeability	35°

SWING	
Swing Speed (rpm)	8

DIGGING FORCE	
Bucket Digging Force (kN)	200
Arm Digging Force (kN)	223

LIFTING CAPACITY

A \ B	3.0m		4.5m		6.0m		7.5m		9.0m		
											
6.0m									*11042	*10580	7883
4.5m			*18583	*18583	*14250	*14250	*12174	10220	*11076	7679	
3.0m			*23517	*23517	*16645	13420	*13492	9716	*11778	7417	
1.5m			*16251	*16251	*18602	12671	*14688	9280	10439	7175	
0			*20297	*20297	*19717	12252	13362	8989	10260	7009	
-1.5m	*14953	*14953	*26577	18917	*19922	12118	13230	8869	10215	6967	
-3.5m	*25277	*25277	*25009	19184	*19165	12216	*15161	8938			
-4.5m	*29344	*29344	*22034	*22034	*17055	12560	*12834	9303			

1. Ratings are based on ISO 10576.

2. Lift capacity of the SY500H Series does not exceed 75% of tipping load with the machine on firm, level ground or 87% full hydraulic capacity not including the use of power boost.

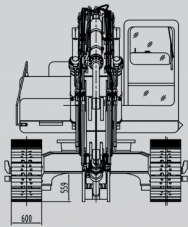
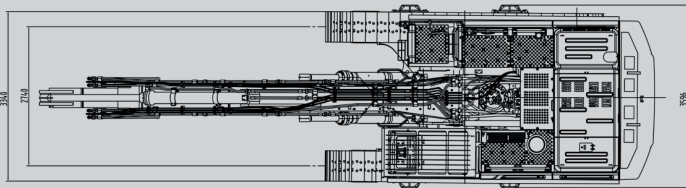
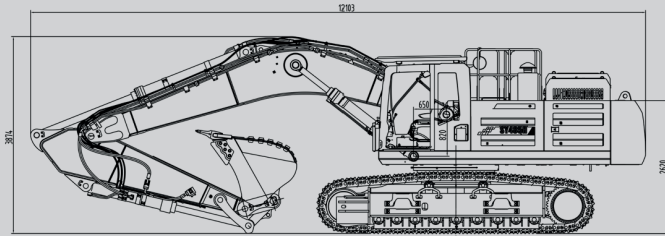
3. The load point is the centerline of the bucket pivot mounting pin on the arm.

4. *Indicates load limited by hydraulic capacity.

5. 0 m = Ground level.

Produktionshalle 1

DIMENSIONS

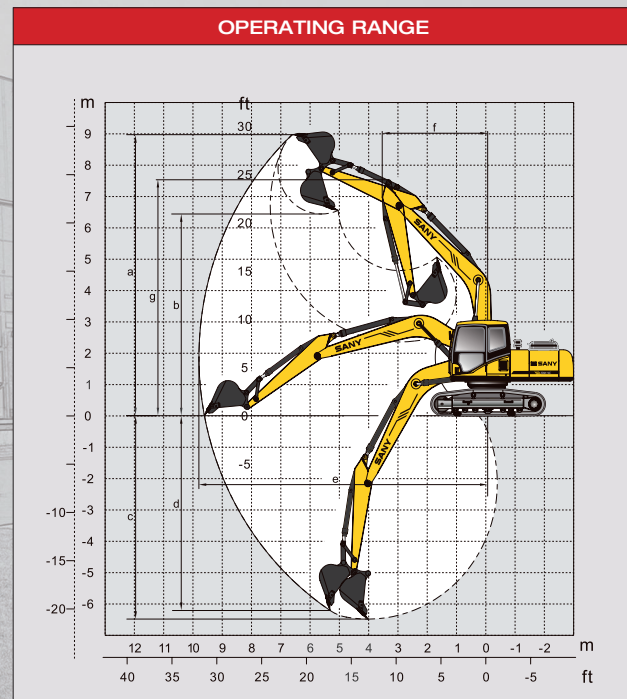


ITEM	mm
A Transport Length	12103
B Transport Width	3596
C Transport Height	3874
D Upperstructure Width	3290
E Blade Height	/
F Standard Track Shoe Width	600
G Track Gauge	2740
H Minimum Ground Clearance	560
I Tail Swing Radius	3765
J Center distance of tumblers	4415
K Overall length of crawler	5440
Boom Length	7000
Arm Length	3350

UNDERCARRIAGE	
Track shoe width (mm)	600
Number of track shoes (per side)	50
Carrier roller (per side)	2
Track roller (per side)	9



ITEM	mm
A Max. Digging Height	10929
B Max. Dumping Height	7647
C Max. Digging Depth	7705
D Max. Vertical Digging depth	6278
E Max. Digging Reach	12035
F Min. Swing Radius	5216
G Height at Min. Swing Radius	9103
H Max. Clearance when Blade up	/
I Max. Depth of Blade down	/



QUALITY CHANGES THE WORLD

Not all products are available in all markets. Under our policy of continuous improvement, we reserve the right to change specifications and design without prior notice. The illustrations do not necessarily show the standard version of the machine.

SANY

**ADDR SANY EUROPE GMBH
SANY ALLEE 1, D-50181 BEDBURG**

TEL 0049 2272 90531 100

FAX 0049 2272 90531 109

MAIL info@sanyeurope.com

NET www.sanyeurope.com



facebook.com/sanyeurope