



Quality Changes The World

SFT125C2(T6515-8) SFT125C3(T6515-8)

SANY Tower Crane
三一重工塔式起重机

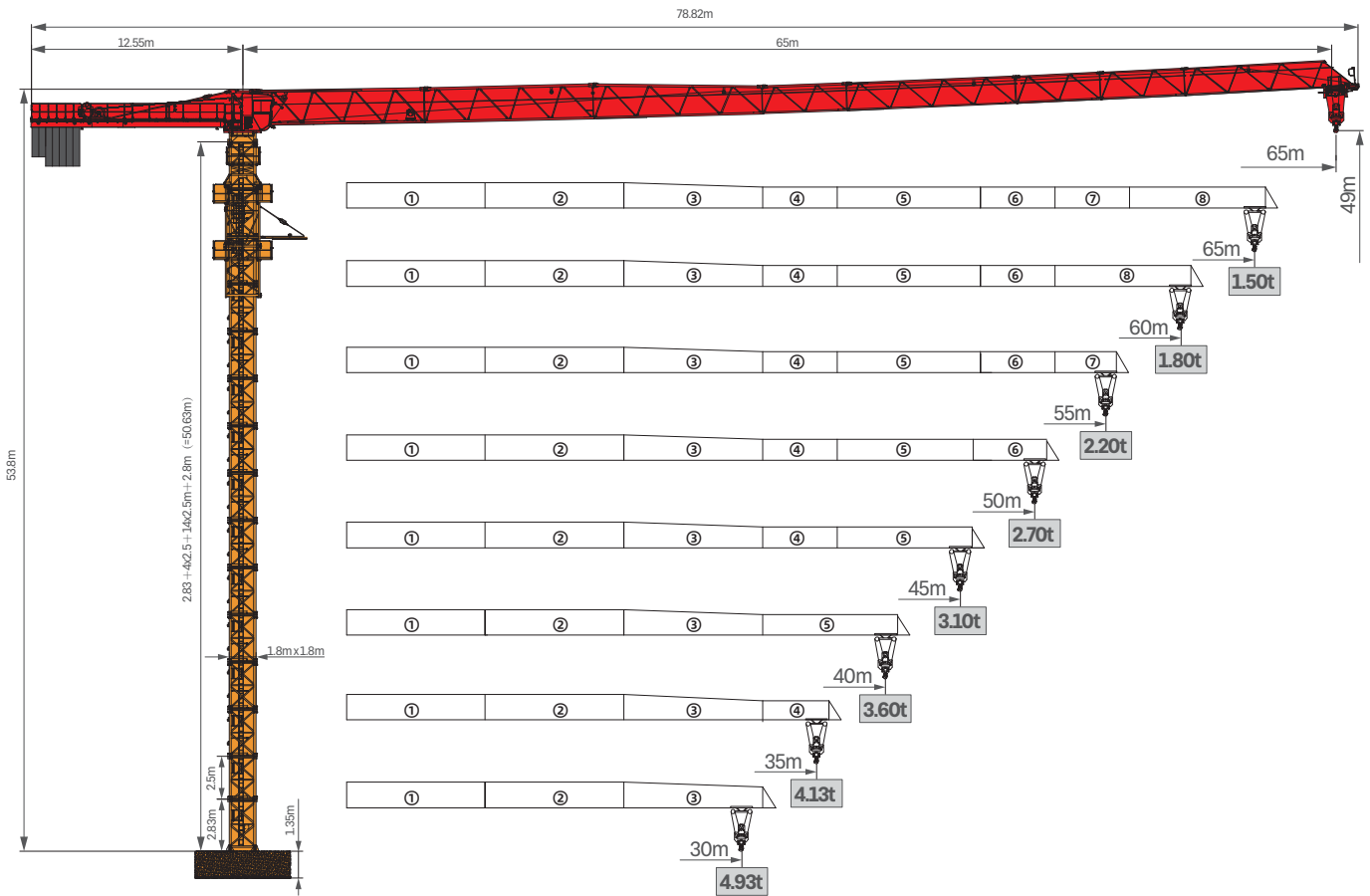


Better World Better SANY Crane

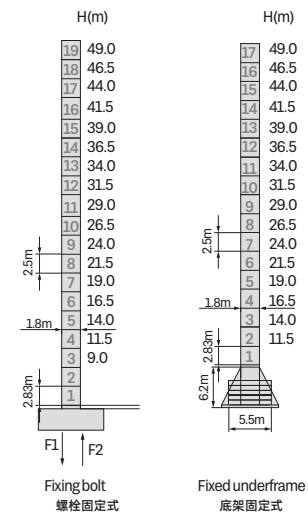
SANY CRANE



Jib Length & Tip Load 臂长组合及吊重 (1.8×1.8×2.5)




Masts 塔身 B18F1 (1.8×1.8×2.5)

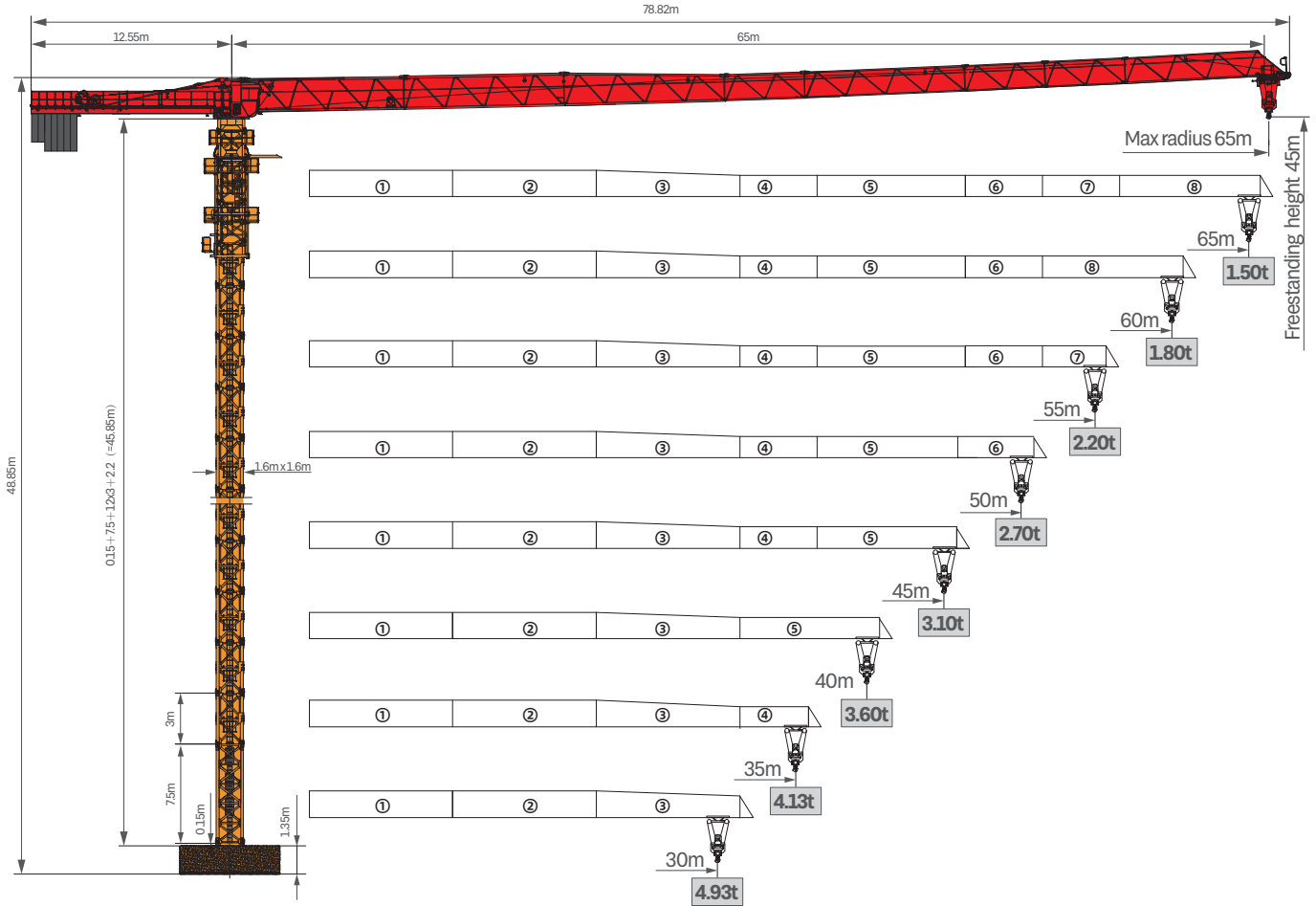


Fixing bolt 螺栓固定式	F1	Reactions in service 工作状态反力	123.32t
		Reactions out of service 非工作状态反力	163.25t
	F2	Reactions in service 工作状态反力	87.86t
		Reactions out of service 非工作状态反力	134.73t
Freestanding height, dead weight at the max. jib (without counter weight, lifting weight nor ballast) 独立高度, 最长起重臂时自重 (不含平衡重、吊重、压重)			42.10t

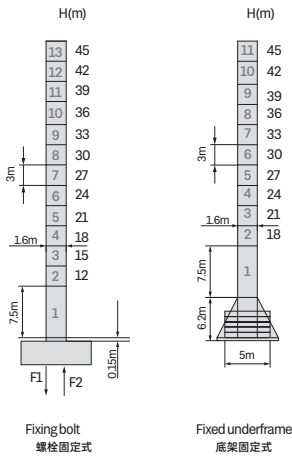
Anchorage 附着 (1.8×1.8×2.5)



Jib Length & Tip Load 臂长组合及吊重 (1.6×1.6×3.0)

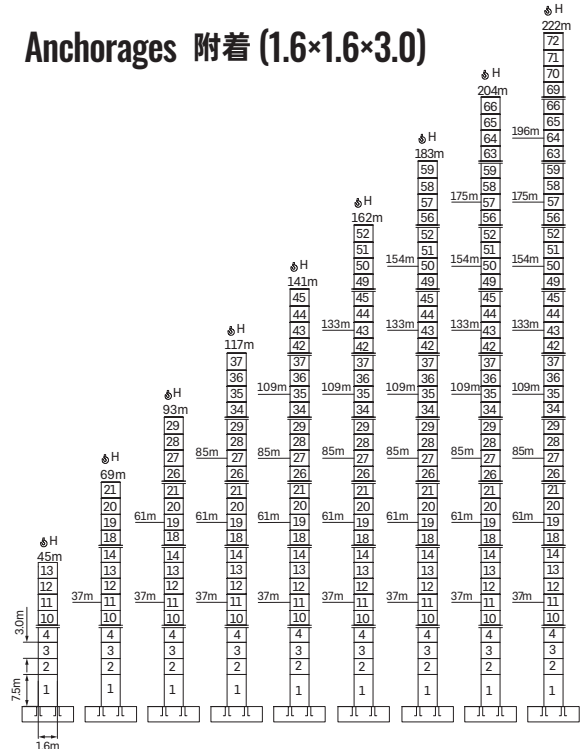


Masts 塔身 L46 (1.6×1.6×3.0)

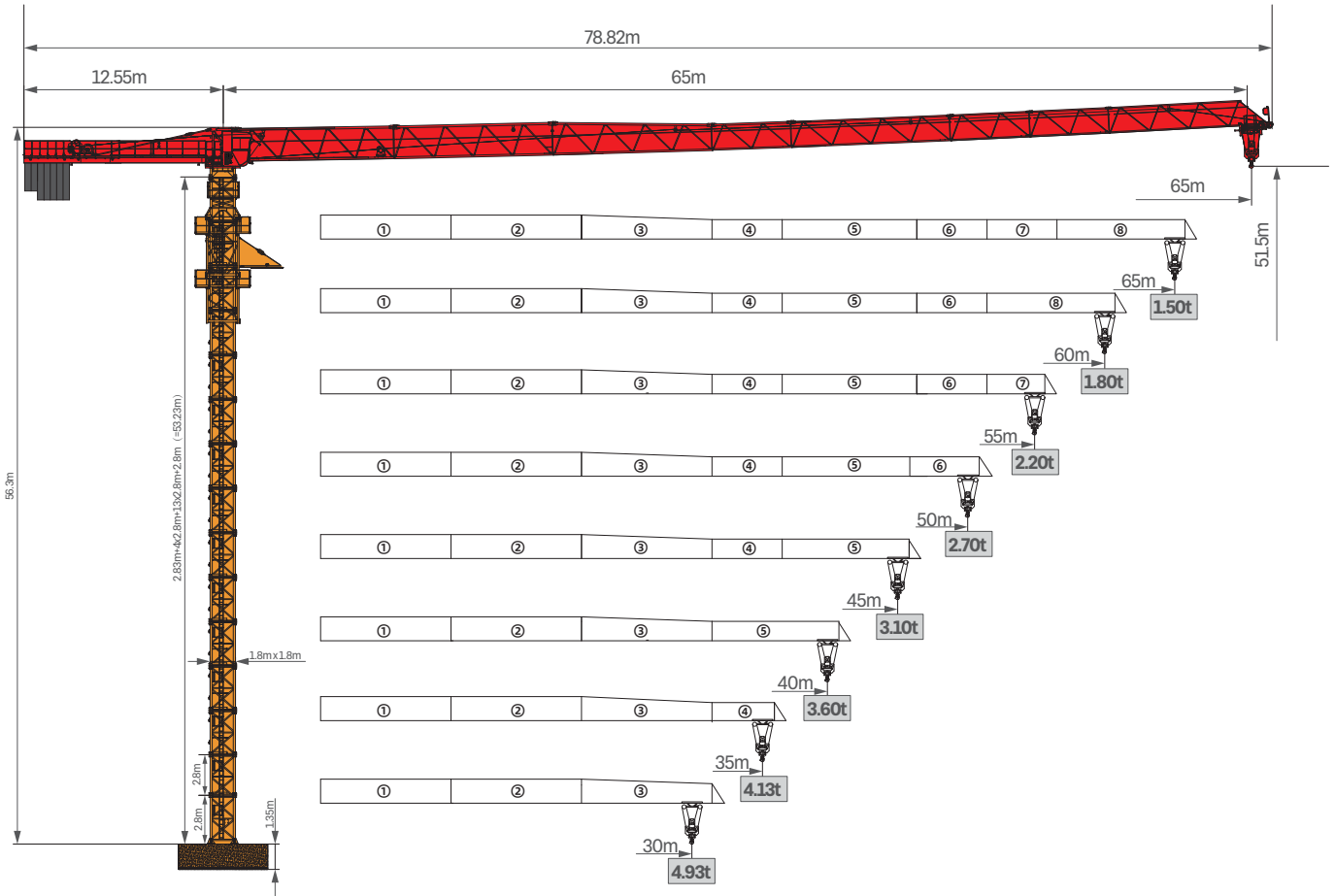


Fixing bolt 螺栓固定式	F1	Reactions in service 工作状态反力	133.83t
		Reactions out of service 非工作状态反力	146.64t
	F2	Reactions in service 工作状态反力	98.25t
		Reactions out of service 非工作状态反力	115.89t
		Freestanding height, dead weight at the max. jib (without counter weight, lifting weight nor ballast) 独立高度, 最长起重臂时自重 (不含平衡重、吊重、压重)	41.43t

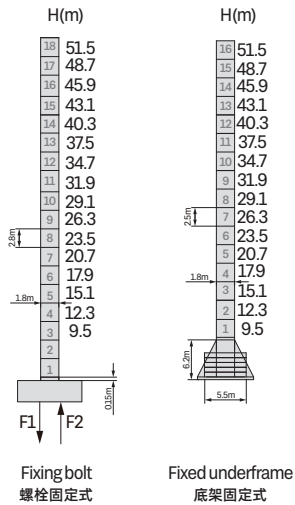
Anchorage 附着 (1.6×1.6×3.0)



Jib Length & Tip Load 臂长组合及吊重 (1.8×1.8×2.8)

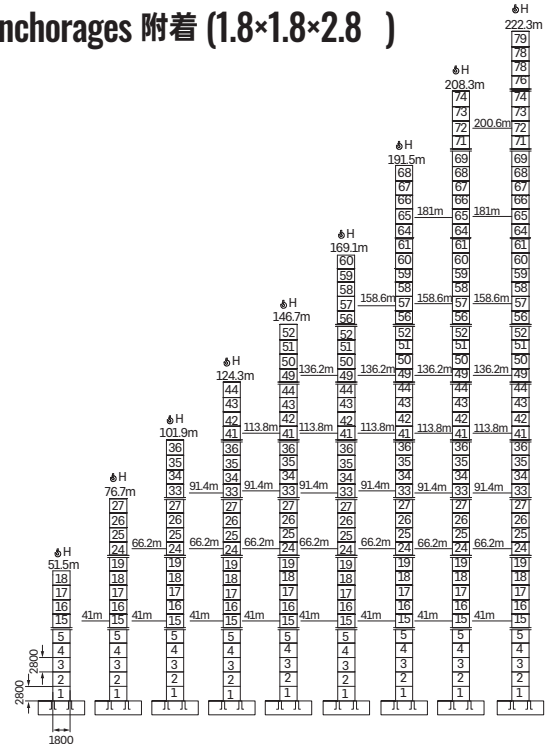


Masts 塔身 (1.8×1.8×2.8)






Anchorage 附着 (1.8×1.8×2.8)

fixing bolt 螺栓固定式	F1	Reactions in service 工作状态反力	123.32t
		Reactions out of service 非工作状态反力	165.27t
	F2	Reactions in service 工作状态反力	87.86t
		Reactions out of service 非工作状态反力	134.73t
Freestanding height, dead weight at the max. jib (without counter weight, lifting weight nor ballast) 独立高度, 最长起重臂时自重 (不含平衡重、吊重、压重)			42.10t

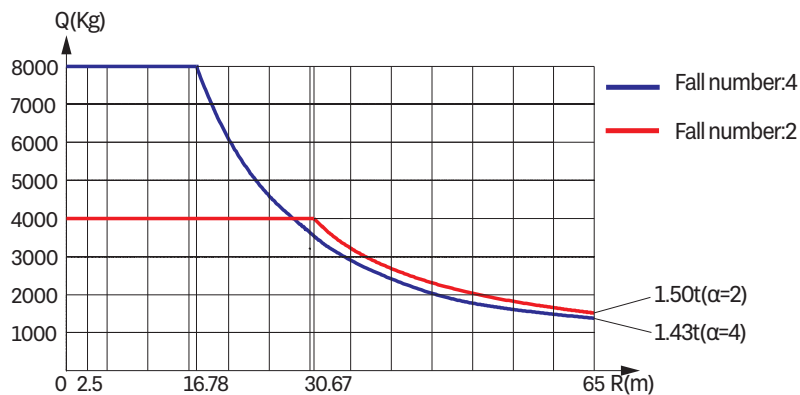


Transmission Mechanisms 传动机构






Transmission 传动	Legend 图例	Model 型号	Power 功率	Velocity 速度
slewing 回转		HPZ75.130.195-6F1	2 × 5.5kW	0-0.7r/min
trolleying 变幅		SXJ33.62P	4.0kW	0-100m/min
hoisting 起升		STQJ030PA	30kW	0-100m/min
voltage 电源电压	380V(±10%)		frequency 电源频率	50Hz

Note: Contact with us when rope capacity is more than 460m
注：工作容绳量大于 460m 时请与厂家联系

Curve of Lifting Capacity 起重性能曲线图



Counter-jib Ballast 平衡臂及平衡重组合表

 (m)	 (m)	 (kg)	 3000kg	 2500kg	 1400kg
65	12.55	20000	5	2	0
60	12.55	18900	5	1	1
55	12.55	17500	5	1	0
50	12.55	17500	5	1	0
45	12.55	15900	4	1	1
40	12.55	14500	4	1	0
35	12.55	13400	4	0	1
30	12.55	12000	4	0	0

Load Diagrams 起重特性表

radius/m 幅度 (m)	the max. capacity/t 最大起重重量	15	18	20	22	25	28	30	32	35	38	40	42	45	48	50	52	55	58	60	63	65
65	2.5-30.67m/4t				4.00				3.80	3.41	3.08	2.89	2.71	2.48	2.28	2.16	2.05	1.90	1.77	1.68	1.57	1.50
	2.5-16.78m/8t	8.00	7.38	6.53	5.84	5.03	4.39	4.04	3.73	3.87	3.01	2.82	2.64	2.41	2.21	2.09	1.98	1.83	1.69	1.61	1.50	1.43
60	2.5-32.15m/4t				4.00					3.61	3.26	3.06	2.88	2.64	2.43	2.30	2.19	2.03	1.89	1.80		
	2.5-17.57m/8t	8.00	7.78	6.89	6.17	5.31	4.64	4.27	3.95	3.54	3.19	2.99	2.81	2.57	2.36	2.23	2.12	1.96	1.82	1.73		
55	2.5-34.14m/4t				4.00					3.88	3.51	3.30	3.11	2.85	2.63	2.49	2.37	2.20				
	2.5-18.63m/8t	8.00	7.38	6.61	5.70	4.98	4.59	4.25	3.81	3.44	3.23	3.04	2.78	2.56	2.42	2.30	2.13					
50	2.5-36.32m/4t				4.00					3.79	3.56	3.36	3.08	2.84	2.70							
	2.5-19.80m/8t	8.00	7.91	7.09	6.12	5.36	4.94	4.58	4.11	3.72	3.49	3.28	3.01	2.77	2.63							
45	2.5-36.49m/3t				4.00					3.81	3.58	3.37	3.10									
	2.5-19.89m/8t	8.00	7.95	7.13	6.15	5.39	4.97	4.60	4.13	3.74	3.51	3.30	3.03									
40	2.5-36.65m/4t				4.00					3.83	3.60											
	2.5-19.97m/8t	8.00	7.99	7.16	6.18	5.42	4.99	4.63	4.15	3.76	3.53											
35	2.5-35.00m/4t				4.00																	
	2.5-19.87m/8t	8.00	7.94	7.12	6.14	5.38	4.96	4.60	4.13													
30	2.5-30.0m/4t				4.00																	
	2.5-19.76m/8t	8.00	7.89	7.07	6.10	5.35	4.93															

Packing List 运输部件

NO. 序号	Description 名称	Sketch 形状	L(m) 长	B(m) 宽	H(m) 高	Weight per unit (t) 单件重量 (t)	Quantity 数量
1	Jib section I 臂架 I		10.243	1.135	2.237	2.141	1
2	Jib section II 臂架 II		10.235	1.135	2.138	1.551	1
3	Jib section III 臂架 III		10.214	1.135	2.118	1.175	1
4	Jib section IV 臂架 IV		5.190	1.135	1.779	0.478	1
5	Jib section V 臂架 V		10.170	1.135	1.144	0.728	1
6	Jib section VI 臂架 VI		5.140	1.135	1.660	0.344	1
7	Jib section VII 臂架 VII		5.140	1.135	1.653	0.281	1
8	Jib section VIII 臂架 VIII		10.101	1.135	1.648	0.488	1

Packing List 运输部件

NO. 序号	Description 名称	Sketch 形状	L(m) 长	B(m) 宽	H(m) 高	Weight per unit (t) 单件重量 (t)	Quantity 数量
9	End jib 臂端节		0.719	1.295	1.371	0.091	1
10	Transition mast mechanism 过渡节		3.129	2.424	2.830	1.410	1
11	Counter jib 平衡臂		11.796	1.395	0.73	2.349	1
12	Slewing assembly 回转总成		5.138	3.493	3.361	5.188	1
13	Standard mast 标准节		2.500	1.866	1.994	0.885	14
14	Reinforced mast 加强节		2.500	1.866	1.994	0.939	4
15	Basic mast 基础节		2.830	2.125	2.125	1.212	1
16	Telescoping cage 爬升架		6.66	2.26	2.42	2.271	1
17	Trolley 小车		1.980	2.023	1.237	0.296	1
18	Hook 吊钩		1.055	0.254	1.538	0.296	1
19	Cabin 司机室		2.148	1.250	2.016	0.325	1
20	Hoisting mechanism 起升机构		1.830	1.586	0.929	1.520	1
21	Trolleying mechanism 变幅机构		1.108	0.560	0.579	0.262	1
22	Slewing assembly (L46 mast) 回转总成		5.138	3.493	3.361	5.188	1
23	Transition mast mechanism (L46 mast) 过渡节		3.129	2.424	2.830	1.410	1
24	Telescoping cage (L46 mast) 爬升架		6.79	2.31	2.32	2.271	1
25	L46 standard mast 标准节		3.24	1.739	1.69	1.196	12
26	L46 Basic mast 基础节		7.74	1.739	1.69	2.63	1
27	2.8m standard mast 标准节		2.800	1.866	1.866	1.930	13
28	2.8m Reinforced mast 加强节		2.800	1.866	1.866	1.05	4



SANY GROUP CRANE BU

SANY Tower Crane Industrial Park, No.168 Jinzhou Avenue, Jinzhou Development Zone, Changsha City, Hunan Province, P.R. China Zip 410600
Consulting sanycrane@sanygroup.com (Crane BU) / crd@sany.com.cn (IHQ)
After-sales Service 0086-400 6098 318

Reminder:

Any change in the technical parameters and configuration due to product modification or upgrade may occur without prior notice. The machine in the picture may include additional equipment. This brochure is for reference only, and goods in kind shall prevail.

Copyright at SANY. No part of this brochure may be copied or used for any purpose without written approval from SANY.

© Edited in November 2022 v1.0

三一集团起重事业部

中国湖南长沙金洲开发区金洲大道168号三一塔式起重机产业园 邮编: 410600
咨询: sanycrane@sanygroup.com (起重事业部) / crd@sany.com.cn (国际总部)
海外售后服务: 0086-400 6098 318

温馨提示:

由于技术不断更新, 技术参数及配置如有更改, 恕不另行通知。图中机器可能包括附加设备, 本画册仅供参考, 以实物为准。
版权为三一所有, 未经三一书面许可, 本画册任何内容不得被复制用于任何目的。

© 2022 年 11 月版

