



Quality Changes The World










# SFT80(T6010-6)

SANY Tower Crane  
三一重工塔式起重机

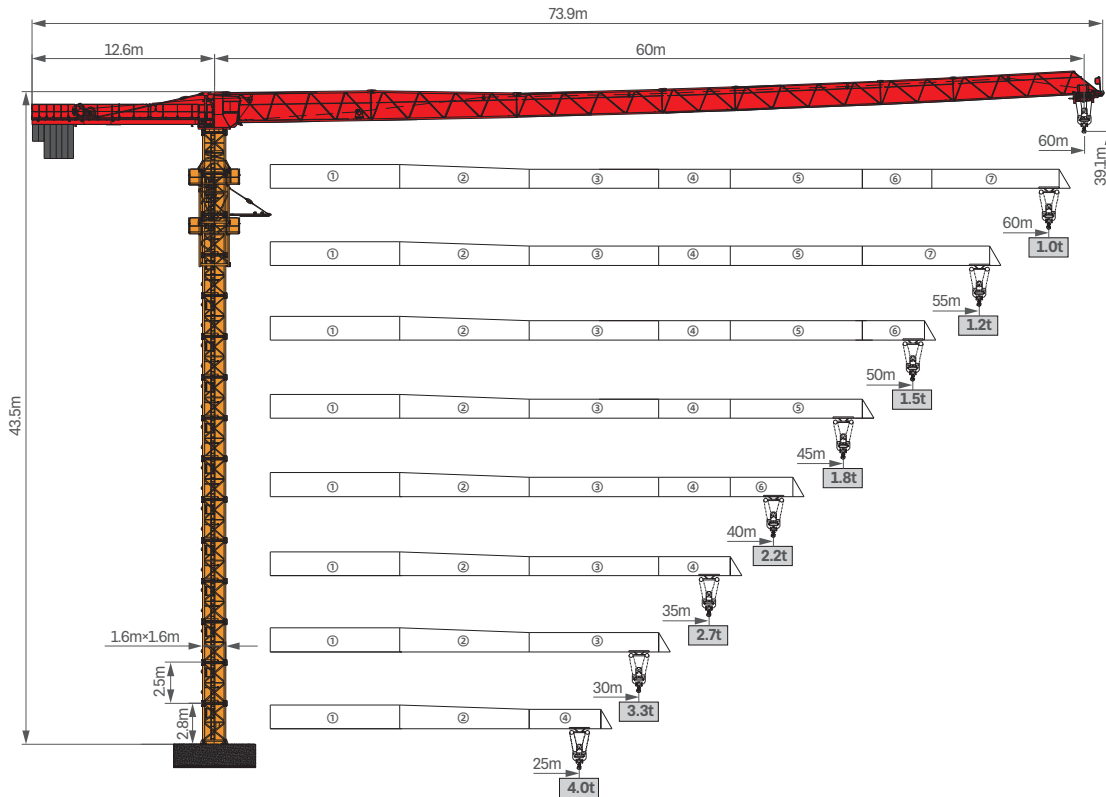


Better World  
Better SANY Crane

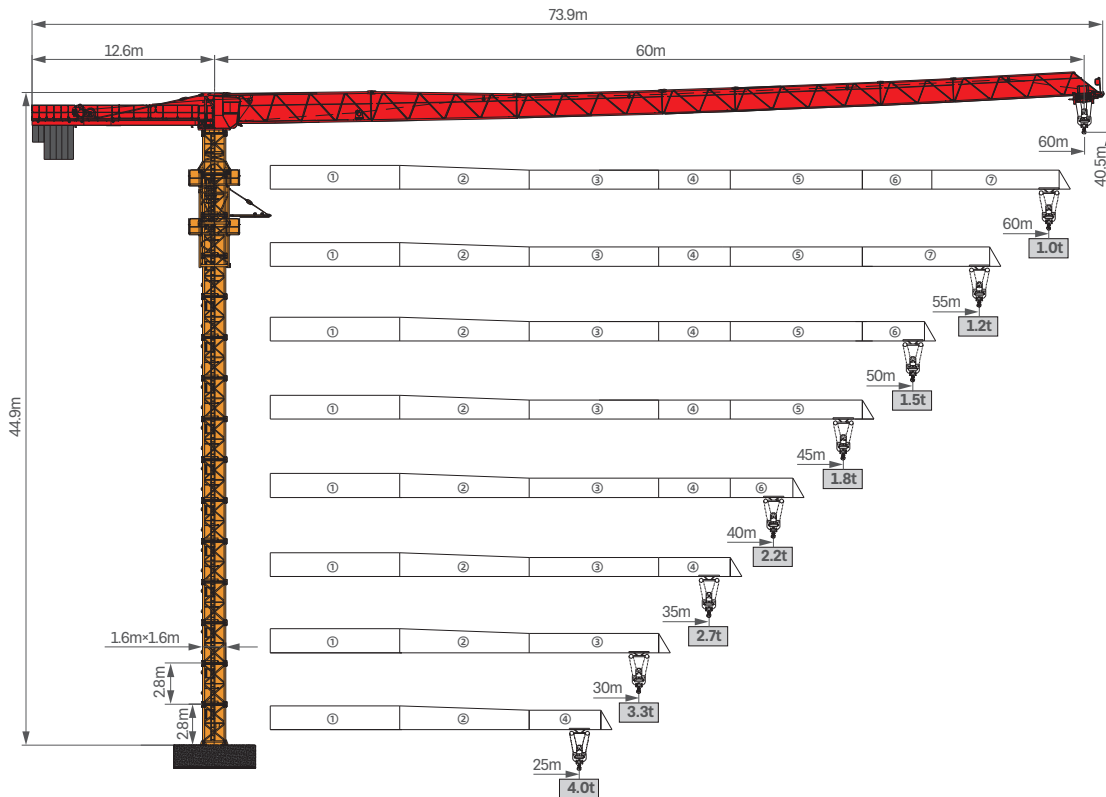
## Description 说明页

	English	中文
	Hoisting	起升
	Trolleying	变幅
	Slewing	回转
	Travelling	行走
	Power supply	电压
	Counterweight	配重块
	Counter-jib length	平衡臂长
	Jib length	起重臂长
	Total ballast weight	平衡重总重

















### Jib Length & Tip Load 臂长组合及吊重(1.6×1.6×2.5)








### Jib Length & Tip Load 臂长组合及吊重(1.6×1.6×2.8)



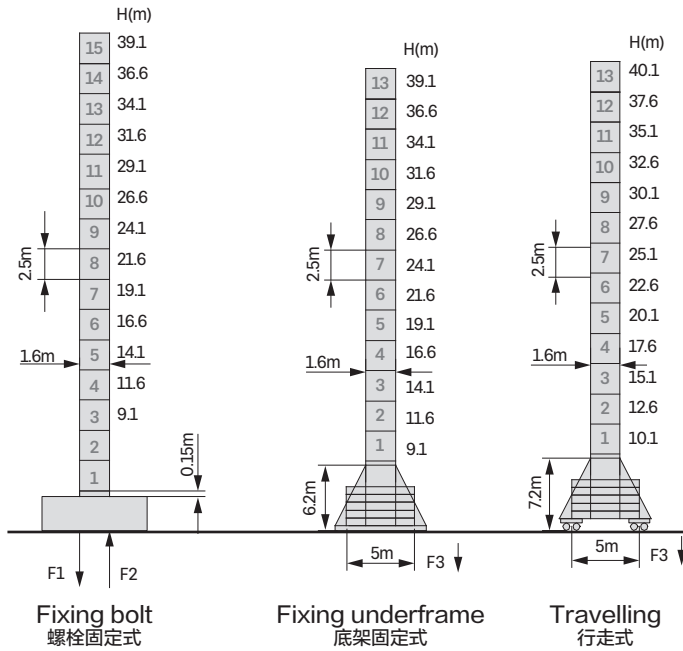
## Load Diagrams 起重特性表

radius/m 幅度 (m)	the max. capacity/t 最大起重重量	15	18	20	22	25	28	30	32	35	38	40	42	45	48	50	52	55	58	60
60	 2.5-27.37/3t			3.00			2.92	2.67	2.46	2.19	1.96	1.83	1.71	1.55	1.41	1.33	1.25	1.15	1.06	1.00
	 2.5-15.22/6t	6.00	4.92	4.34	3.87	3.30	2.87	2.62	2.41	2.14	1.91	1.78	1.66	1.50	1.36	1.28	1.20	1.10	1.01	0.95
55	 2.5-28.11/3t			3.00				2.77	2.55	2.27	2.04	1.90	1.78	1.61	1.47	1.39	1.31	1.20		
	 2.5-15.63/6t	6.00	5.08	4.48	3.99	3.42	2.96	2.72	2.50	2.22	1.99	1.85	1.73	1.56	1.42	1.34	1.26	1.15		
50	 2.5-29.66/3t			3.00				2.96	2.73	2.43	2.19	2.04	1.91	1.74	1.59	1.50				
	 2.5-16.47/6t	6.00	5.45	4.77	4.26	3.65	3.17	2.91	2.68	2.38	2.14	1.99	1.86	1.69	1.54	1.45				
45	 2.5-30.38/3t			3.00					2.81	2.51	2.26	2.11	1.98	1.80						
	 2.5-16.86/6t	6.00	5.56	4.91	4.38	3.76	3.27	3.00	2.76	2.46	2.21	2.06	1.93	1.75						
40	 2.5-31.35/3t			3.00					2.93	2.61	2.35	2.20								
	 2.5-17.39/6t	6.00	5.76	5.09	4.55	3.90	3.40	3.12	2.87	2.56	2.30	2.15								
35	 2.5-32.17/3t			3.00					2.70											
	 2.5-17.83/6t	6.00	5.94	5.25	4.69	4.02	3.51	3.22	2.97	2.65										
30	 2.5-30.00/3t			3.00																
	 2.5-18.19/6t	6.00	5.37	4.80	4.12	3.59	3.30													
25	 2.5-25.00/3t			3.00																
	 2.5-17.75/6t	6.00	5.90	5.22	4.66	4.00														

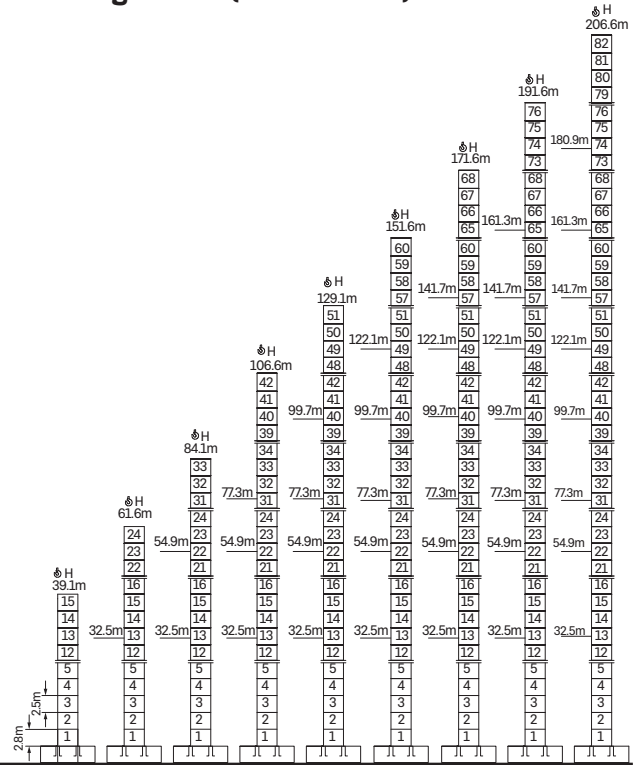
## Counter-jib Ballast 平衡臂及平衡重组合表

 (m)	 (m)	 (kg)	 (2500kg)	 (1400kg)
60	12.6	15300	5	2
55	12.6	13900	5	1
50	12.6	12800	4	2
45	12.6	11400	4	1
40	12.6	10300	3	2
35	12.6	10000	4	-
30	12.6	8900	3	1
25	12.6	7500	3	-

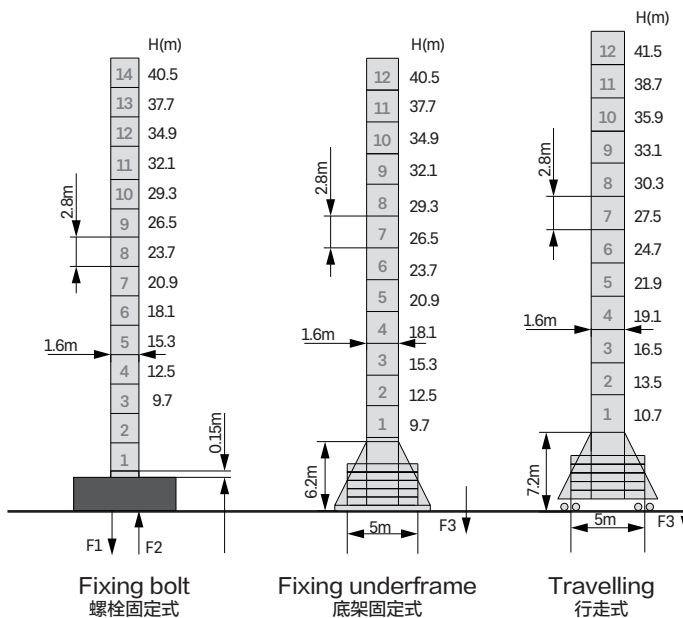
### Masts 塔身 B16F2 (1.6×1.6×2.5)



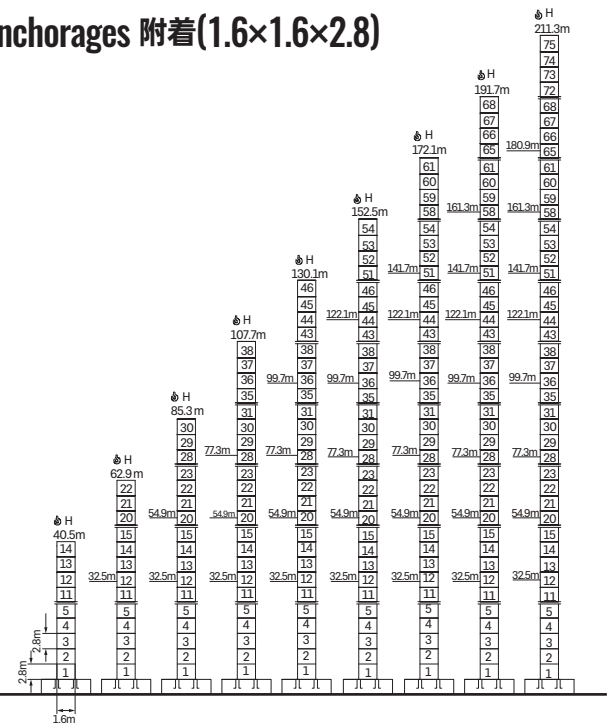
### Anchorage 附着 (1.6×1.6×2.5)



### Masts 塔身(1.6×1.6×2.8)



### Anchorage 附着(1.6×1.6×2.8)



**Bolts 螺栓固定式**

F1	Reactions in service 工作状态反力	87.0t
	Reactions out of service 非工作状态反力	102.9t
F2	Reactions in service 工作状态反力	60.4t
	Reactions out of service 非工作状态反力	79.9t
Freestanding height, dead weight at the max. jib (without counter weight, lifting weight nor ballast) 独立高度, 最长起重臂时自重(不含平衡重、吊重、压重)		31.6t

**Travelling 行走式**

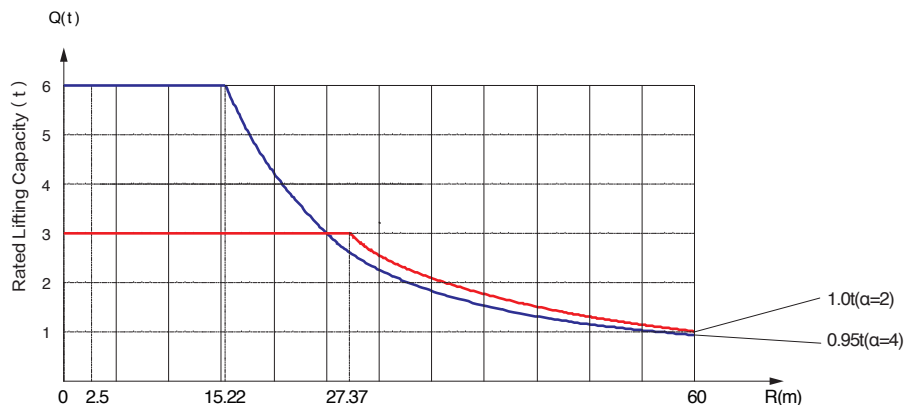
F3	Reactions in service 工作状态反力	51.6t
	Reactions out of service 非工作状态反力	55.8t
Freestanding height, dead weight at the max. jib (without counter weight, lifting weight nor ballast) 独立高度, 最长起重臂时自重(不含平衡重、吊重、压重)		37.6t
Ballast weight with max free standing height 独立高度最大压重重量		42t

**Transmission Mechanisms 传动机构**

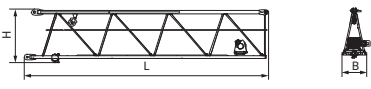
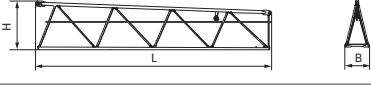
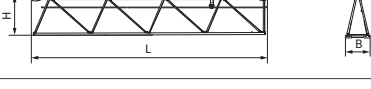

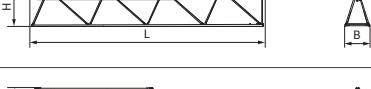











Transmission 传动	Legend 图例	Model 型号	Power 功率	Velocity 速度
Slewing 回转		HPZ75.130.195-6F1	7.5Kw	0-0.7r/min
Trolleying 变幅		SXJ33.62P	4.0Kw	0-60m/min
Hoisting 起升		WQSO6	24Kw	0-100m/min
Travelling 行走		RT443	5.2Kw	0-25m/min
Voltage 电源电压		380V(±10%), 50Hz		

Note: please contact the manufacturer when the working rope capacity is more than 460m  
注: 工作容绳量大于 460m 时请与厂家联系









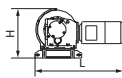
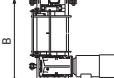
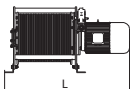

**Curve of Lifting Capacity 起重性能曲线图**



## Packing List 运输部件

NO. 序号	Description 名称	Sketch 形状	L(m) 长	B(m) 宽	H(m) 高	Weight per unit (t) 单件重量 (t)	Quantity 数量
1	Jib section I 臂架 I		10.22	1.14	2.31	2.04	1
2	Jib section II 臂架 II		10.205	1.135	2.114	1.176	1
3	Jib section III 臂架 III		10.19	1.135	1.697	0.959	1
4	Jib section IV 臂架 IV		5.20	1.135	1.691	0.380	1
5	Jib section V 臂架 V		10.15	1.135	1.67	0.604	1
6	Jib section VI 臂架 VI		5.075	1.135	1.65	0.278	1
7	Jib section VII 臂架 VII		10.047	1.135	1.645	0.486	1
8	Tip mast 臂尖节		0.669	1.295	1.37	0.093	1
9	Transition mast assembly 过渡节总成		2.208	2.208	2.8	1.12	1
10	Counter jib 平衡臂		11.76	1.37	0.70	1.98	1
11	Telescoping cage 爬升架		6.60	2.13	2.13	3.25	1
12	Slewing assembly 回转总成		1.85	1.91	2.79	2.98	1
13	Standard mast 标准节		2.5	1.7	1.7	0.68	11
			2.8	1.7	1.7	0.68	10
14	Reinforced section 加强节		2.5	1.7	1.7	0.78	3
			2.8	1.7	1.7	0.78	3

## Packing List 运输部件

NO. 序号	Description 名称	Sketch 形状	L(m) 长	B(m) 宽	H(m) 高	Weight per unit (t) 单件重量 ( t )	Quantity 数量
15	Basic mast 基础节	 	2.82	1.92	1.92	1.05	1
16	Trolley 小车	 	2.01	2.004	1.24	0.287	1
17	Hook 吊钩	 	1.05	0.49	1.48	0.296	1
18	Cabin 司机室	 	2.28	1.41	2.18	0.805	1
19	Hoisting mechanism 起升结构	 	1.507	1.51	0.851	1.006	1
20	Trolleying mechanism 变幅机构	 	1.11	0.56	0.58	0.35	1





## SANY GROUP CRANE BU

SANY Tower Crane Industrial Park, No.168 Jinzhou Avenue, Jinzhou Development Zone, Changsha City,  
Hunan Province, P.R. China Zip 410600  
Consulting [sanycrane@sanygroup.com](mailto:sanycrane@sanygroup.com) (Crane BU) / [crd@sany.com.cn](mailto:crd@sany.com.cn) (IHQ)  
After-sales Service 0086-400 6098 318

Reminder:

Any change in the technical parameters and configuration due to product modification or upgrade may occur without prior notice. The machine in the picture may include additional equipment. This brochure is for reference only, and goods in kind shall prevail.

Copyright at SANY. No part of this brochure may be copied or used for any purpose without written approval from SANY.

© Edited in November 2022

### 三一集团起重事业部

中国湖南长沙金洲开发区金洲大道 168 号 三一塔式起重机产业园 邮编: 410600  
咨询: [sanycrane@sanygroup.com](mailto:sanycrane@sanygroup.com) (起重事业部) / [crd@sany.com.cn](mailto:crd@sany.com.cn) (国际总部)  
海外售后服务: 0086-400 6098 318

温馨提示:

由于技术不断更新, 技术参数及配置如有更改, 恕不另行通知。图中机器可能包括附加设备, 本画册仅供参考, 以实物为准。  
版权为三一所有, 未经三一书面许可, 本画册任何内容不得被复制用于任何目的。

© 2022 年 11 月版

