



Quality Changes The World

# SFT1100(T80105-50)

SANY Tower Crane

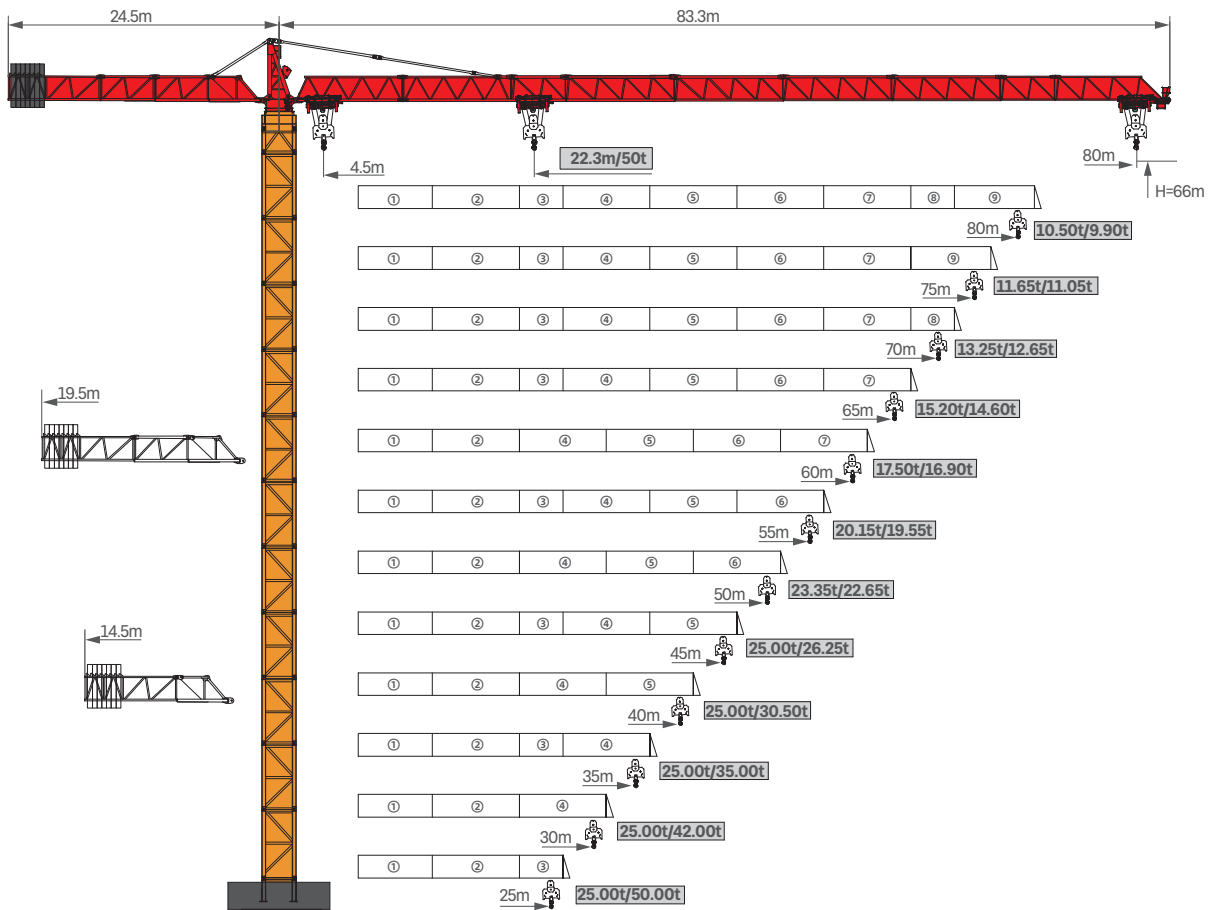


# Better World Better SANY Crane

























SANY CRANE








## Jib Length & Tip Load 臂长组合及吊重



## Load Diagrams 起重特性表

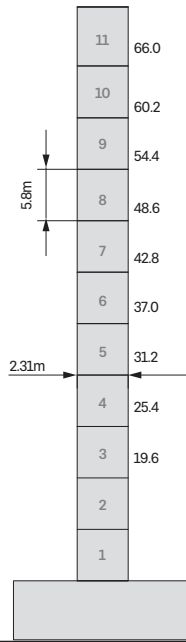
radius/m 幅度 (m)	the max. capacity/t 最大起重量 (t)	radius/m 幅度 (m)	20	25	30	35	40	45	50	55	60	65	70	75	80
80	 25.0	41.5			25.00			22.63	19.86	17.59	15.70	14.10	12.73	11.55	10.50
	 50.0	22.3	50.00	44.00	35.73	29.83	25.40	21.96	19.20	16.95	15.07	13.48	12.11	10.93	9.90
75	 25.0	41.8			25.00			22.82	20.03	17.74	15.84	14.23	12.85	11.65	
	 50.0	22.5	50.00	44.35	36.03	30.08	25.62	22.15	19.38	17.10	15.21	13.61	12.24	11.05	
70	 25.0	42.7			25.00			23.45	20.59	18.25	16.31	14.66	13.25		
	 50.0	23.0	50.00	45.50	36.98	30.90	26.34	22.78	19.25	17.63	15.70	14.05	12.65		
65	 25.0	43.8			25.00			24.22	21.29	18.89	16.89	15.20			
	 50.0	23.6	50.00	46.92	38.17	31.92	27.23	23.58	20.66	18.27	16.28	14.60			
60	 25.0	45.0			25.00			21.98	19.55	17.50					
	 50.0	24.3	50.00	48.40	39.40	32.97	28.15	24.40	21.40	18.95	16.90				
55	 25.0	46.2			25.00			22.68	20.15						
	 50.0	24.9	50.00	49.73	40.51	33.92	28.98	25.14	22.07	19.55					
50	 25.0	47.3			25.00			23.35							
	 50.0	25.4	50.00	41.48	34.75	29.71	25.79	22.65							
45	 25.0	45.0			25.00										
	 50.0	25.8	50.00	42.18	35.35	30.23	26.25								
40	 25.0	40.0			25.00										
	 50.0	26.0	50.00	42.53	35.65	30.50									
35	 25.0	35.0			25.00										
	 50.0	25.5	50.00	41.77	35.00										
30	 25.0	30.0			25.00										
	 50.0	25.7	50.00	42.0											
25	 25.0	25.0	25.00												
	 50.0	25.0	50.00												

## Counter-jib Ballast 平衡臂及平衡重组合表

 (m)	 (5500kg)	 (9500kg)	 (12500kg)	 (kg)
80	2	2	3	67500
75	0	0	5	62500
70	0	0	5	62500
65	0	1	4	59500
60	2	0	5	73500
55	1	1	5	77500
50	1	0	5	68000
45	1	0	5	68000
40	0	0	7	87500
35	0	0	7	87500
30	1	1	5	77500
25	2	1	4	70500




### Masts 塔身 SH205B (2.31×2.31×5.8)

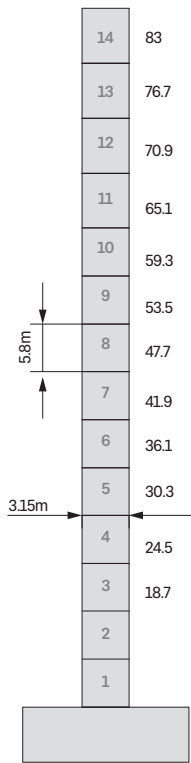


F1 ↓  
F2 ↑  
Outrigger  
支腿固定式

### Anchorage 附着 (2.31×2.31×5.8)

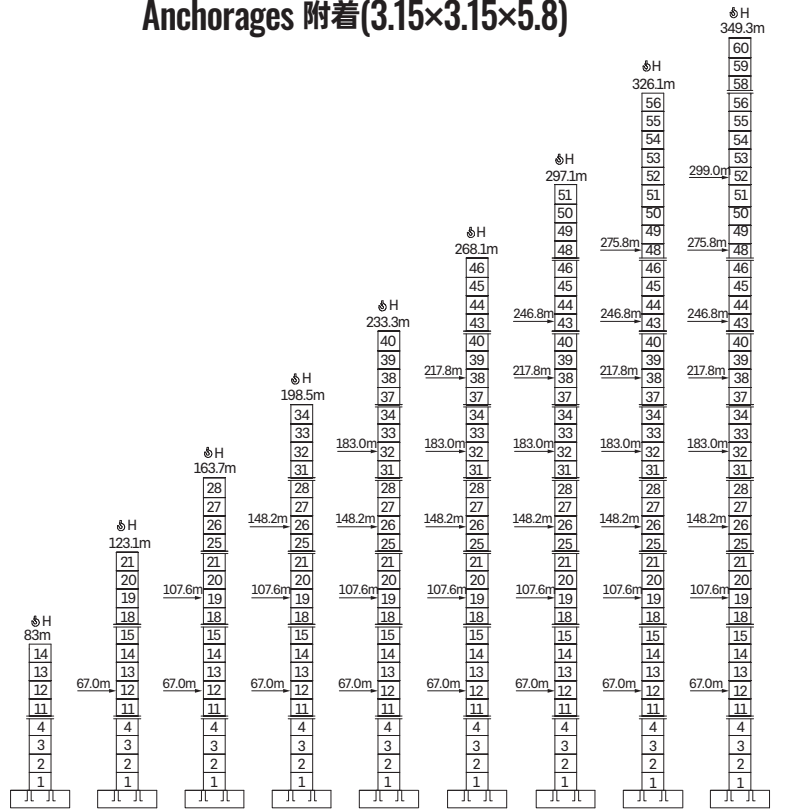


### Masts 塔身 (3.15×3.15×5.8)



F1 ↓  
F2 ↑  
Outrigger  
支腿固定式

### Anchorage 附着 (3.15×3.15×5.8)







### Outrigger 支腿固定式 (2.31 × 2.31 × 5.8 mast 塔身)

F1	Reactions in service 工作状态反力	736.89t
	Reactions out of service 非工作状态反力	380.99t
F2	Reactions in service 工作状态反力	558.71t
	Reactions out of service 非工作状态反力	232.98t
Freestanding height, dead weight at the max. jib (without counter weight, lifting weight nor ballast) 独立高度, 最长起重臂时自重(不含平衡重、吊重、压重)		230.50t

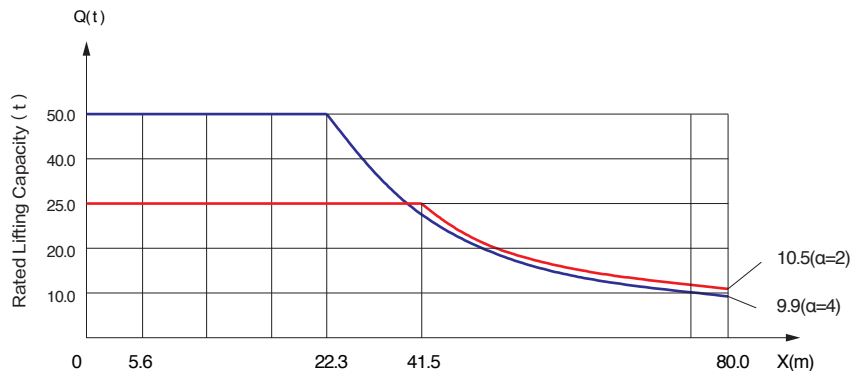
### Outrigger 支腿固定式 (3.15 × 3.15 × 5.8 mast 塔身)

F1	Reactions in service 工作状态反力	526.77t
	Reactions out of service 非工作状态反力	426.39t
F2	Reactions in service 工作状态反力	332.43t
	Reactions out of service 非工作状态反力	262.18t
Freestanding height, dead weight at the max. jib (without counter weight, lifting weight nor ballast) 独立高度, 最长起重臂时自重(不含平衡重、吊重、压重)		262.78t

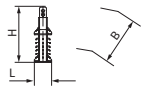
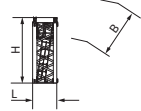
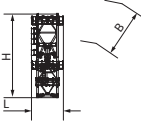
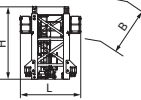
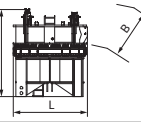
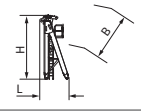
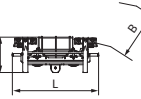
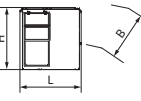
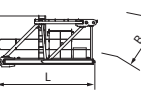
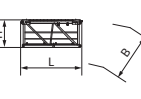
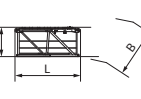
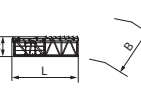
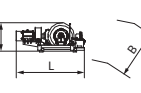
## Transmission Mechanisms 传动机构

Transmission Mechanisms 传动机构		unit 单位	a=2			a=4			Rope capacity 容绳量	kW
			III	IV	V	III	IV	V		
Hoisting 起升机构		m/min	32	64	85	16	32	40	1400m	160
		t	25	12.5	6.25	50	25	12.5		
Slewing 回转机构		r/min	0-0.7							3 × 11
Trolleying 变幅机构		m/min	0-70							18.5
Travelling 行走		m/min	0-15							4 × 11
Voltage 电源电压	380v( ± 10%), 50Hz		380V ( ± 10% ) , 50HZ							211.5+44

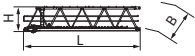
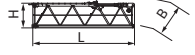

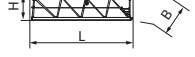
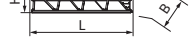
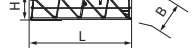
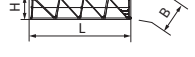

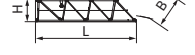
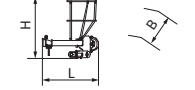

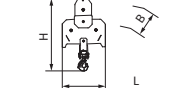
## Curve of Lifting Capacity 起重性能曲线图



## Packing List 运输部件

NO. 序号	Description 名称	Sketch 形状	L(m) 长	B(m) 宽	H(m) 高	Weight per unit (t) 单件重量 (t)	Quantity 数量
1	Outrigger 支腿 (4个)		0.760	2.480	0.700	1.446	4
2	Standard section 标准节		2.300	2.300	6.240	8.903	11
3	Telescoping cage 爬升架		4.500	5.097	11.950	16.000	1
4	Transition mast assembly 过渡节		3.747	3.300	4.400	5.234	1
5	Slewing assembly 回转总成		2.550	2.800	2.982	16.169	1
6	Tower top assembly 塔头		2.455	2.010	5.520	5.557	1
7	Trolley 小车		3.719	3.030	1.528	2.400	1
8	Cab 司机室		2.256	1.432	2.248	0.310	1
9	Counter jib I 平衡臂 I		5.090	1.810	2.395	3.608	1
10	Counter jib II 平衡臂 II		5.270	1.810	2.395	4.244	1
11	Counter jib III 平衡臂 III		5.340	1.810	2.395	2.832	1
12	Counter jib IV 平衡臂 IV		8.280	1.810	2.395	3.767	1
13	Hoisting mechanism (wire rope exclusive) 起升机构 (不含钢丝绳)		4.678	3.183	1.962	10.752	1

## Packing List 运输部件

NO. 序号	Description 名称	Sketch 形状	L(m) 长	B(m) 宽	H(m) 高	Weight per unit (t) 单件重量 ( t )	Quantity 数量
14	Jib section I 臂架 I		11.805	1.900	2.415	7.036	1
15	Jib section II 臂架 II		10.330	1.900	2.465	6.458	1
16	Jib section III 臂架 III		5.380	1.900	2.465	3.918	1
17	Jib section IV 臂架 IV		10.415	1.900	2.500	6.374	1
18	Jib section V 臂架 V		10.400	1.900	2.500	4.603	1
19	Jib section VI 臂架 VI		10.352	1.900	2.367	3.296	1
20	Jib section VII 臂架 VII		10.317	1.900	2.357	2.365	1
21	Jib section VIII 臂架 VIII		5.280	1.900	2.282	0.968	1
22	Jib section IX 臂架 IX		10.197	1.900	2.210	1.494	1
23	Tip Jib 臂端节		1.394	2.180	1.563	0.401	1
24	Trolleying mechanism 变幅机构		0.800	2.200	0.630	1.024	1
25	Hook 吊钩		0.390	1.900	3.185	2.200	1



## SANY GROUP CRANE BU

SANY Tower Crane Industrial Park, No.168 Jinzhou Avenue, Jinzhou Development Zone, Changsha City, Hunan Province, P.R. China Zip 410600  
Consulting [sanycrane@sanygroup.com](mailto:sanycrane@sanygroup.com) (Crane BU) / [crd@sany.com.cn](mailto:crd@sany.com.cn) (IHQ)  
After-sales Service 0086-400 6098 318

### Reminder:

Any change in the technical parameters and configuration due to product modification or upgrade may occur without prior notice. The machine in the picture may include additional equipment. This brochure is for reference only, and goods in kind shall prevail.

Copyright at SANY. No part of this brochure may be copied or used for any purpose without written approval from SANY.

©Edited in November 2022 v1.0

### 三一集团起重事业部

中国湖南长沙金洲开发区金洲大道 168 号 三一塔式起重机产业园 邮编: 410600  
咨询: [sanycrane@sanygroup.com](mailto:sanycrane@sanygroup.com) (起重事业部) / [crd@sany.com.cn](mailto:crd@sany.com.cn) (国际总部)  
海外售后服务: 0086-400 6098 318

### 温馨提示:

由于技术不断更新, 技术参数及配置如有更改, 恕不另行通知。图中机器可能包括附加设备, 本画册仅供参考, 以实物为准。  
版权为三一所有, 未经三一书面许可, 本画册任何内容不得被复制用于任何目的。

© 2022 年 11 月版

