



Quality Changes The World

SFT100C(T6013-6)

SANY Tower Crane
三一重工塔式起重机












**Better World
Better SANY Crane**

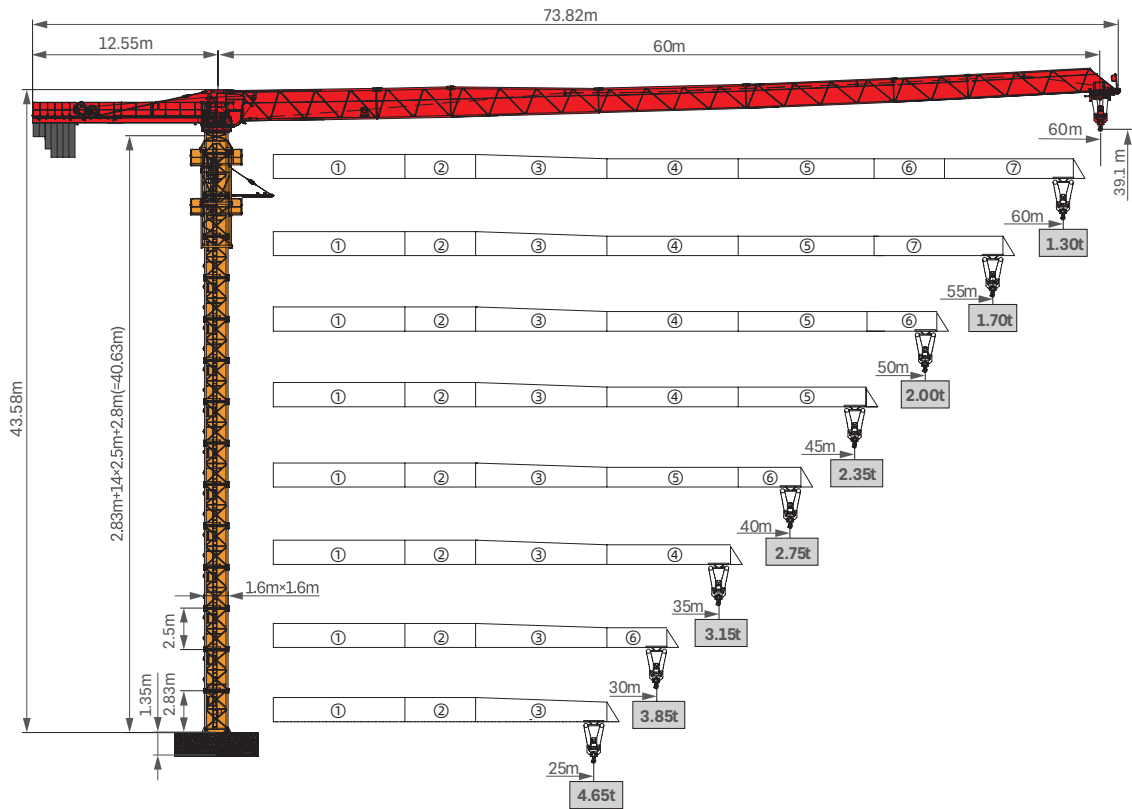
SANY CRANE



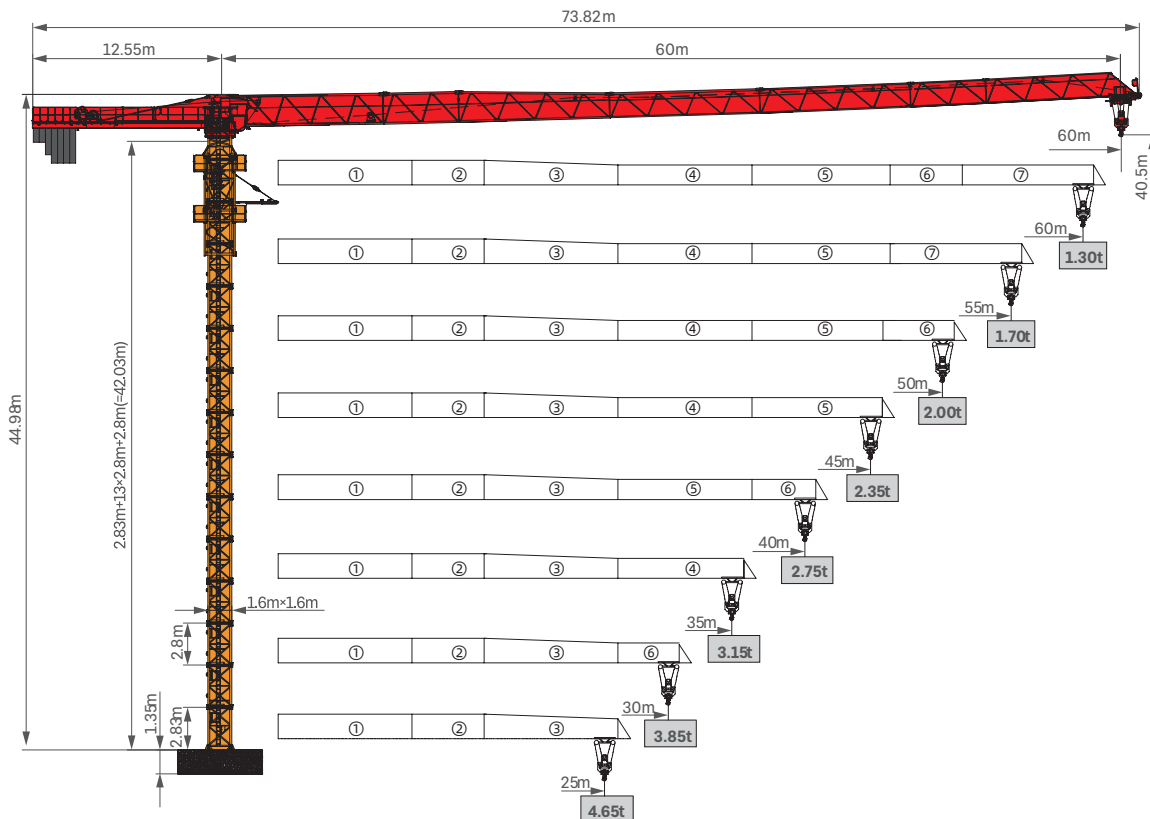
Description page 说明页

	Hoisting	起升
	Trolleying	变幅
	Slewing	回转
	Travelling	行走
	Power supply	电压
	Counterweight	配重块
	Counter-jib length	平衡臂长
	Jib length	起重臂长
	Total ballast weight	平衡重总重

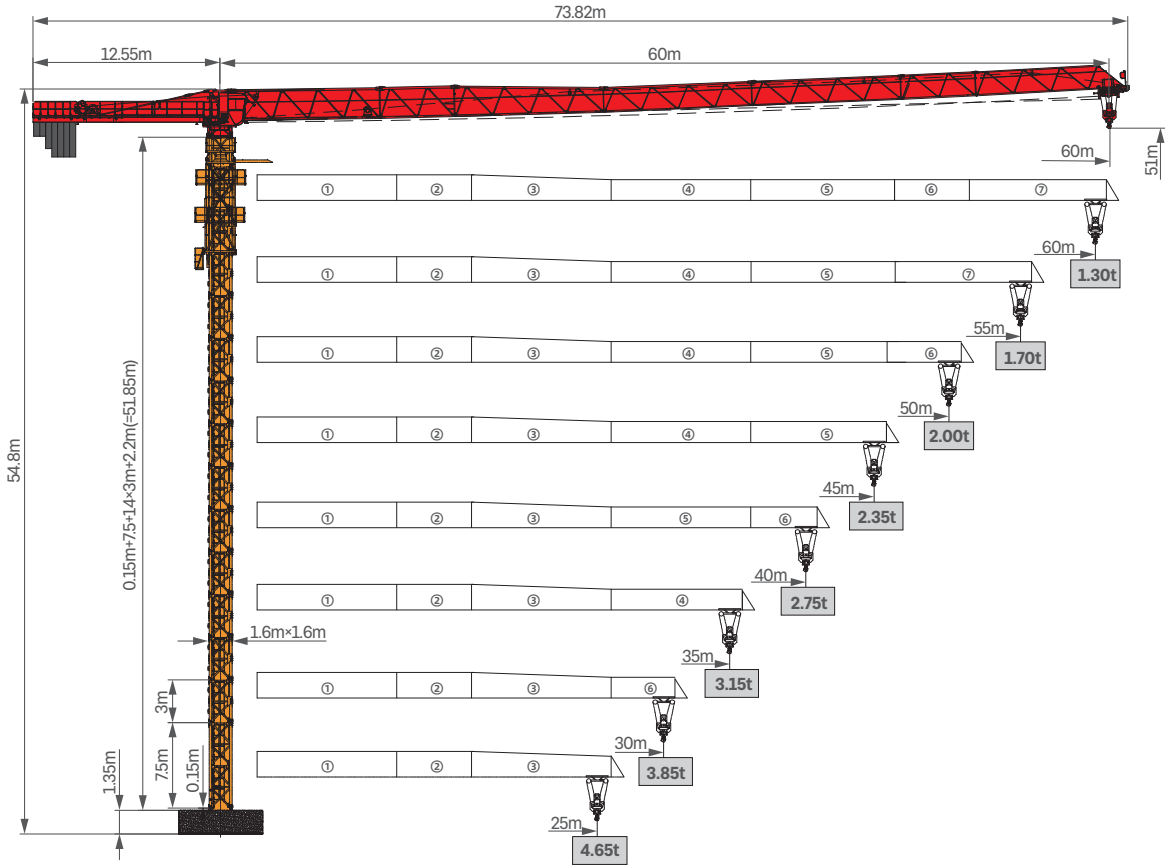
Jib Length & Tip Load 臂长组合及吊重 (1.6×1.6×2.5)



















Jib Length & Tip Load 臂长组合及吊重 (1.6×1.6×2.8)









Jib Length & Tip Load 臂长组合及吊重 (1.6×1.6×3.0)



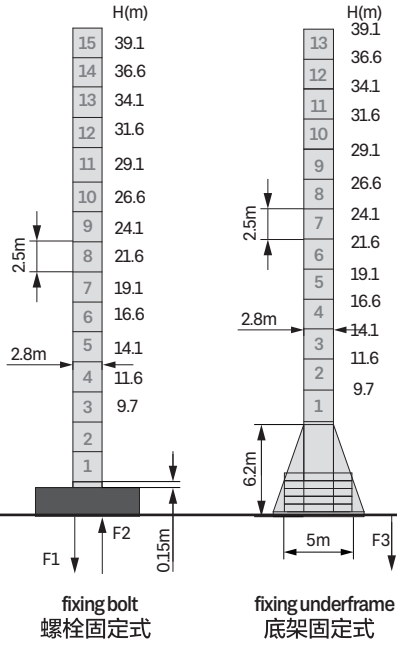
Load Diagrams 起重特性表

radius/m 幅度 (m)	the max. capacity/t 最大起重量	15	18	20	22	25	28	30	32	35	38	40	42	45	48	50	52	55	58	60
60	 2.5-32.44/3t				3.00					2.73	2.45	2.30	2.15	1.96	1.80	1.70	1.60	1.48	1.37	1.30
	 2.5-18.05/6t	6.00	5.32	4.75	4.07	3.55	3.26	3.00	2.68	2.41	2.25	2.10	1.91	1.75	1.65	1.56	1.43	1.32	1.25	
55	 2.5-35.71/3t				3.00					2.77	2.60	2.44	2.23	2.05	1.94	1.84	1.70			
	 2.5-19.83/6t	6.00	5.94	5.31	4.57	3.99	3.67	3.39	3.03	2.73	2.55	2.39	2.18	2.00	1.89	1.79	1.65			
50	 2.5-36.53/3t				3.00					2.86	2.68	2.51	2.30	2.11	2.00					
	 2.5-20.28/6t	6.00	5.45	4.69	4.10	3.77	3.48	3.11	2.81	2.63	2.47	2.25	2.06	1.95						
45	 2.5-37.13/3t				3.00					2.91	2.73	2.57	2.35							
	 2.5-20.61/6t	6.00	5.56	4.78	4.18	3.84	3.55	3.18	2.87	2.68	2.52	2.30								
40	 2.5-37.32/3t				3.00					2.98	2.75									
	 2.5-20.71/6t	6.00	5.59	4.81	4.20	3.87	3.57	3.20	2.88	2.70										
35	 2.5-35.00/3t				3.00															
	 2.5-20.72/6t	6.00	5.60	4.81	4.21	3.87	3.58	3.15												
30	 2.5-30.00/3t				3.00															
	 2.5-20.64/6t	6.00	5.57	4.79	4.18	3.85														
25	 2.5-25.00/3t				3.00															
	 2.5-20.17/6t	6.00	5.42	4.65																

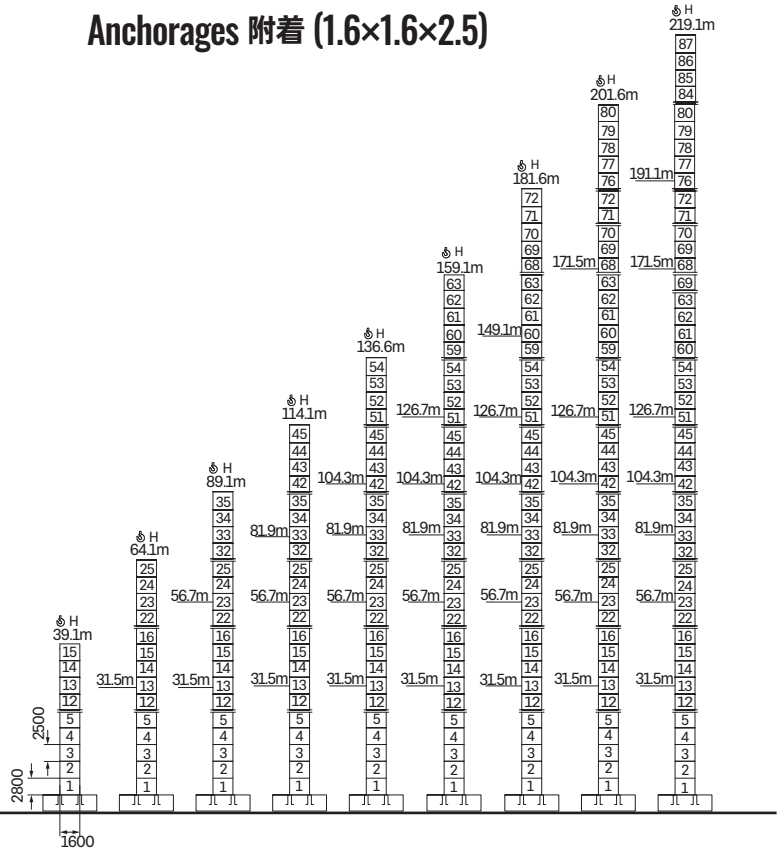
Counter-jib Ballast 平衡臂及平衡重组合表

 (m)	 (m)	 (kg)	 (3000kg)	 (2500kg)	 (1400kg)
60	12.55	17300	4	1	2
55	12.55	15900	4	1	1
50	12.55	15900	4	1	1
45	12.55	14500	4	1	0
40	12.55	12000	4	0	0
35	12.55	11500	3	1	0
30	12.55	9900	2	1	1
25	12.55	8500	2	1	0

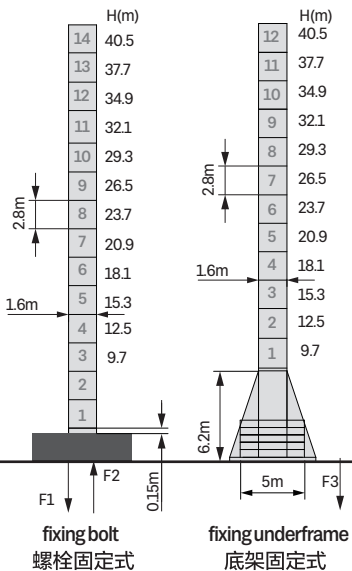
Masts 塔身 B16F2 (1.6×1.6×2.5)



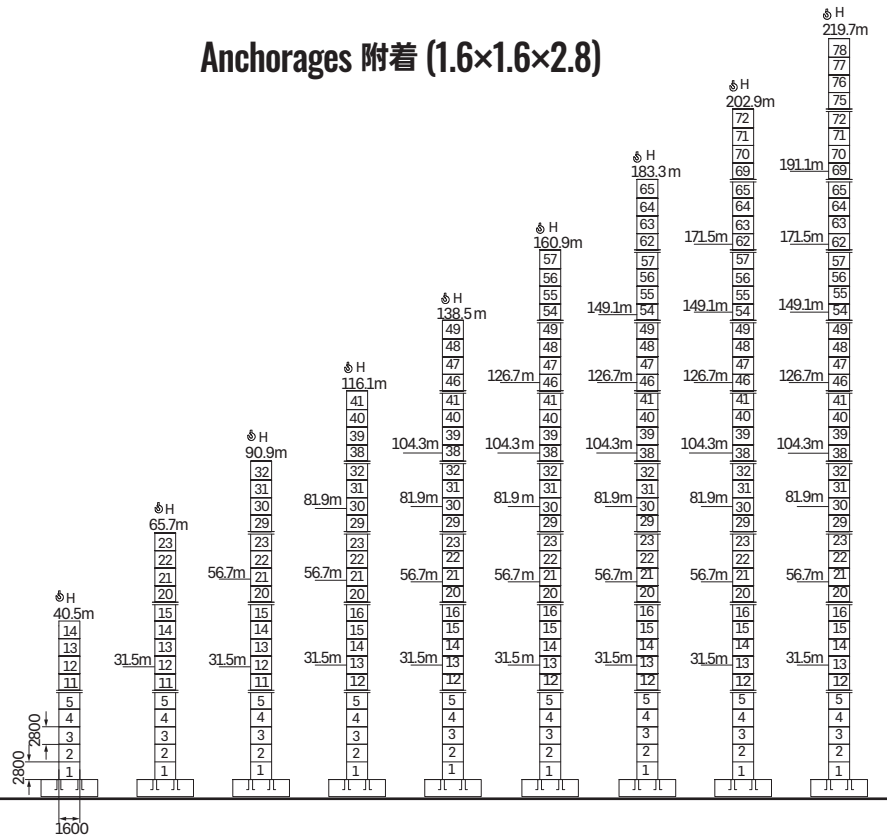
Anchorage 附着 (1.6×1.6×2.5)



Masts 塔身 (1.6×1.6×2.8)

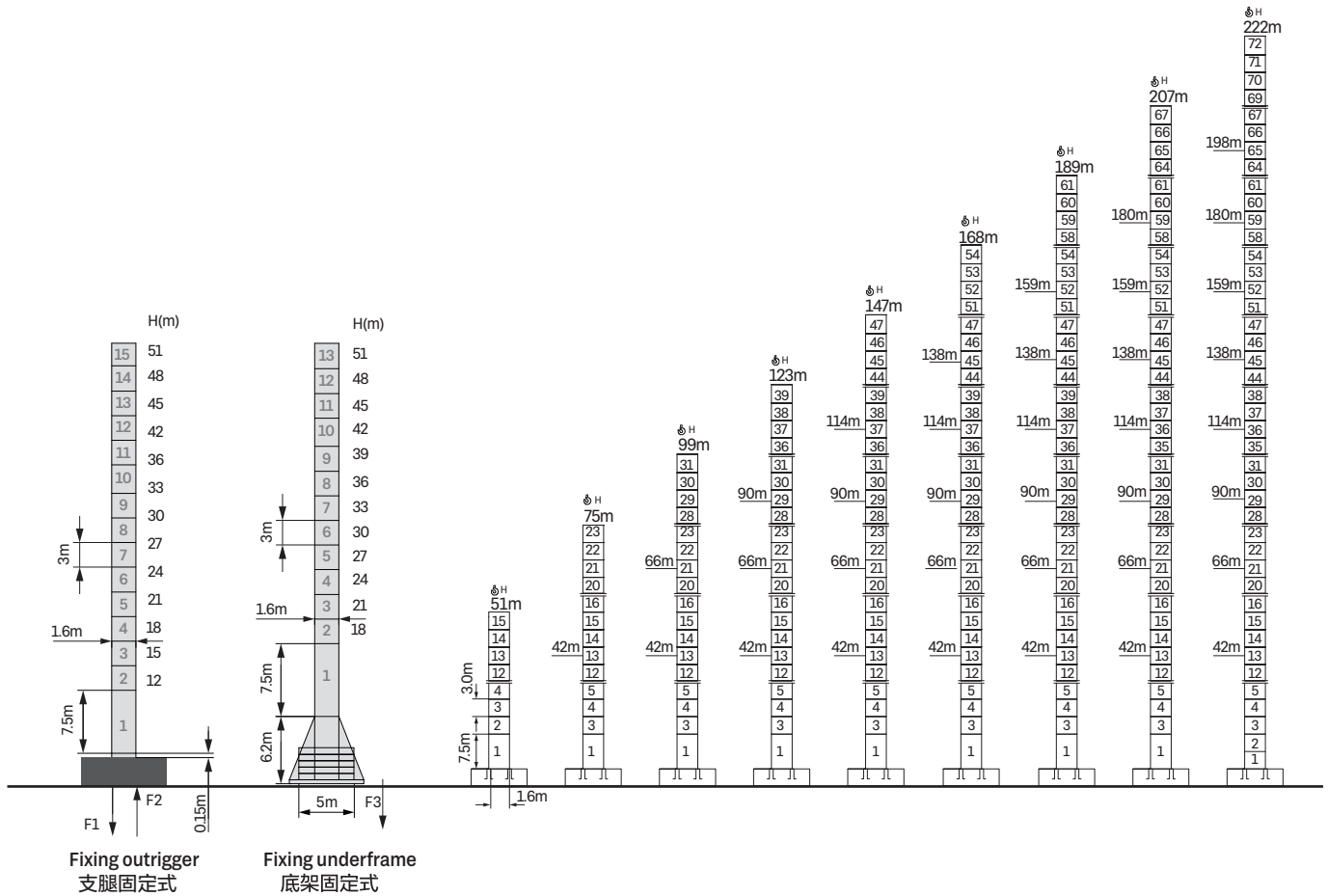


Anchorage 附着 (1.6×1.6×2.8)



Masts 塔身 L46 (1.6×1.6×3.0)

Anchorage 附着 (1.6×1.6×3.0)







Fixing bolt 螺栓固定式

F1	Reactions in service 工作状态反力	105.4t
	Reactions out of service 非工作状态反力	126.3t
F2	Reactions in service 工作状态反力	76.5t
	Reactions out of service 非工作状态反力	101.1t
Freestanding height, dead weight at the max. jib (without counter weight, lifting weight nor ballast) 独立高度, 最长起重臂时自重(不含平衡重、吊重、压重)		33.9t

Fixing outrigger 支腿固定式

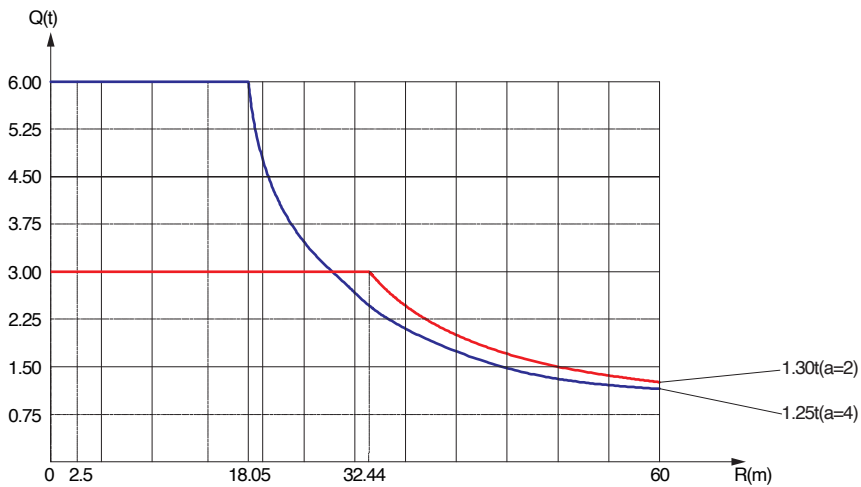
F1	Reactions in service 工作状态反力	129.17t
	Reactions out of service 非工作状态反力	193.42t
F2	Reactions in service 工作状态反力	95.87t
	Reactions out of service 非工作状态反力	163.74t
Freestanding height, dead weight at the max. jib (without counter weight, lifting weight nor ballast) 独立高度, 最长起重臂时自重(不含平衡重、吊重、压重)		40.72t

Transmission Mechanisms 传动机构

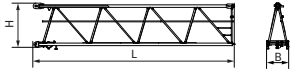




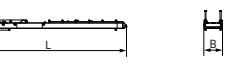

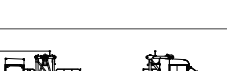


Transmission 传动	Legend 图例	Model 型号	Power 功率	Velocity 速度
Slewing 回转		YPWEF132M2L-6F1	2x4.0kW	0~0.6r/min
Trolleying 变幅		SXJ33.62P	4.0kW	0~60m/min
Hoisting 起升		STQ24PK107	24kW	0~88m/min
Travelling 行走		STQ24PK107	5.2kW	0~25m/min
Voltage 电源电压	380V(±10%)		Frequency 电源频率	50Hz

Note: Contact with us when the rope capacity of hoisting mechanism is larger than 480m.
注：工作容绳量大于 480m 时请与厂家联系

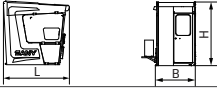
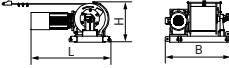
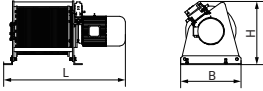

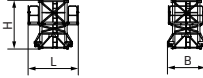
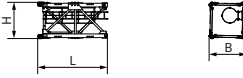
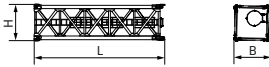

Curve of Lifting Capacity 起重性能曲线图



Packing List 运输部件

NO. 序号	Description 名称	Sketch 形状	L(m) 长	B(m) 宽	H(m) 高	Weight per unit (t) 单件重量 (t)	Quantity 数量
1	Jib section I 臂架 I		10.235	1.055	2.351	1.923	1
2	Jib section II 臂架 II		5.250	1.135	2.133	0.766	1
3	Jib section III 臂架 III		10.205	1.135	2.114	1.177	1
4	Jib section IV 臂架 IV		10.190	1.135	1.703	0.971	1
5	Jib section V 臂架 V		10.170	1.135	1.144	0.728	1
6	Jib section VI 臂架 VI		5.140	1.135	1.653	0.281	1
7	Jib section VII 臂架 VII		10.107	1.135	1.648	0.488	1
8	End jib 臂端节		0.719	1.295	1.371	0.091	1
9	Counter jib 平衡臂节		11.800	1.457	0.72	1.858	1
10	Transition section assembly 过渡节总成 (1.6-1.6-2.5m bolts section) (1.6-1.6-2.8m bolts section)		2.916	2.208	2.833	1.247	1
11	Slewing assembly 回转总成 (1.6-1.6-2.8m bolts section)		4.907	3.493	3.083	4.397	1
12	Telescoping cage 爬升架 (1.6-1.6-2.8m bolts section)		6.160	2.124	2.136	1.508	1
13	Standard mast 标准节 (1.6-1.6-2.8m bolts section)		2.800	1.70	1.70	0.86	13
14	Basic mast 基础节 (1.6-1.6-2.5m bolts section) (1.6-1.6-2.8m bolts section)		2.825	1.919	1.919	1.078	1
15	Trolley 小车		2.040	2.012	1.252	0.295	1
16	Hook 吊钩		1.055	0.254	1.538	0.296	1

Packing List 运输部件

NO. 序号	Description 名称	Sketch 形状	L(m) 长	B(m) 宽	H(m) 高	Weight per unit (t) 单件重量 (t)	Quantity 数量
17	Cabin 司机室		2.280	1.410	2.180	0.358	1
18	Hoisting mechanism 起升结构		1.508	1.506	0.929	1.495	1
19	Trolleying mechanism 变幅机构		1.108	0.560	0.579	0.262	1
20	Slewing assembly 回转总成 (1.6-1.6-3m fish tail standard section)		4.964	2.685	3.376	4.308	1
21	Transitional mast assembly 过渡节总成 (1.6-1.6-3m fish tail standard section)		3.129	2.424	2.830	1.410	1
22	Standard mast 标准节 (1.6-1.6-3m fish tail standard section)		3.241	1.739	1.690	1.196	12
23	Basic mast 基础节 (1.6-1.6-3m fish tail standard section)		7.740	1.739	1.690	2.63	1
24	Standard mast 标准节 (1.6-1.6-2.5m bolts section)		2.500	1.700	1.700	0.789	14



SANY GROUP CRANE BU

SANY Tower Crane Industrial Park, No.168 Jinzhou Avenue, Jinzhou Development Zone, Changsha City, Hunan Province, P.R. China Zip 410600
Consulting sanycrane@sanygroup.com (Crane BU) / crd@sany.com.cn (IHQ)
After-sales Service 0086-400 6098 318

Reminder:

Any change in the technical parameters and configuration due to product modification or upgrade may occur without prior notice. The machine in the picture may include additional equipment. This brochure is for reference only, and goods in kind shall prevail.

Copyright at SANY. No part of this brochure may be copied or used for any purpose without written approval from SANY.

© Edited in November 2022 v1.0

三一集团起重事业部

中国湖南长沙金洲开发区金洲大道168号三一塔式起重机产业园 邮编: 410600
咨询: sanycrane@sanygroup.com (起重事业部) / crd@sany.com.cn (国际总部)
海外售后服务: 0086-400 6098 318

温馨提示:

由于技术不断更新, 技术参数及配置如有更改, 恕不另行通知。图中机器可能包括附加设备, 本画册仅供参考, 以实物为准。
版权为三一所有, 未经三一书面许可, 本画册任何内容不得被复制用于任何目的。

© 2022 年 11 月版

